

"FEW PEOPLE HAVE THE IMAGINATION FOR REALITY." - JOHANN WOLFGANG VON GOETHE

NAME: _____ LOCATION: _____ DATE: _____
REPORT: _____ TIME: _____

VISIT: RADHAUSSF.COM



FORT NOTE


"REMEMBER, MAYBE SQUIRRELS INVENTED BIER." - SIPPY BEAR

YOU: _____
DATE: _____ TIME: _____ ABV: _____ STYLE: _____
BEVERAGE NAME: _____
MAKER(S): _____
COLOR: _____ AROMA: _____ FOAM: _____
THOUGHTS + FEELINGS: _____
OVERALL GRADE: 1-10: _____
SIPPY BEAR TASTE LAB



TASTE NOTE

"I DON'T THINK OF MONEY, I THINK OF MILK AND HONEY." - DR. TEETH



THANK YOU GRANDFATHER SUN !!
THANK YOU GRANDMOTHER MOON !!

GARTEN NOTE

"EVERYBODY EATS EVERYBODY ELSE." - ELIZABETH TERWILLIGER

1. _____
 2. _____
 3. _____
 4. _____
 5. _____
 6. _____
 7. _____
 8. _____
 9. _____
 10. _____
 11. _____
 12. _____
EAST SOUTH WEST NORTH
WEATHER: _____ DATE: _____ TIME: _____
RADHAUS DREAM LODGE



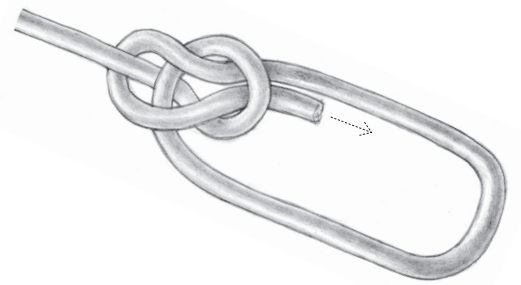
NOT A NOTE

THINK IT UP, WRITE IT DOWN,
MAKE IT SO, THANK GREAT SPIRIT.

"ONE TOUCH OF NATURE MAKES THE WHOLE WORLD KIN." - JOHN MUIR

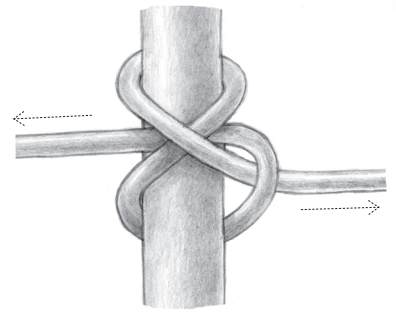
BOWLINE

SOME CLAIM THIS TO BE THE REALM'S FAVORITE KNOT. PROPERLY TIED IN ORDINARY ROPE, THERE IS LITTLE DANGER OF THE BOWLINE SLIPPING BEFORE YOUR ROPE REACHES ITS LIMIT. LIKE MOST GREAT KNOTS, IT TRACES ITS ORIGINS ABOARD THE FULL-RIGGED SAILING SHIPS WHERE IT WAS USED ALMOST TO THE EXCLUSION OF ALL OTHER LOOP KNOTS. IT WAS SAID THAT: "... THE DEVIL HIMSELF WOULD MAKE A GOOD SAILOR, IF HE COULD ONLY TIE A BOWLINE AND LOOK ALOFT." IF YOU SHOULD EVER NEED TO DEAL WITH PARTICULARLY THICK OR STIFF MATERIALS — A ROLLED UP BEDSPREAD FOR EXAMPLE, OR ANYTHING CABLE-LIKE, ONE OF THE BEST WAYS TO JOIN THEM IS WITH TWO INTERLOCKING BOWLINES.



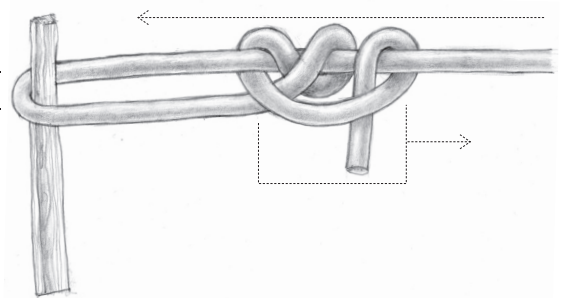
CONSTRUCTOR KNOT

A SUPREMELY GOOD KNOT FOR SECURING BUNDLES OF LOOSE MATERIAL, OR FOR CLOSING THE NECKS OF BAGS. SIMPLE TO TIE, IT WILL NOT WORK LOOSE, POSSESSING A RATCHET-LIKE BULLDOG GRIP. IN FACT, IT IS SO SUCCESSFUL YOU MAY FIND IT ALMOST IMPOSSIBLE TO UNTIE WITHOUT THE USE OF A SHARP BLADE. THIS ARRANGEMENT OF ROPE WAS INVENTED BY THE ARTIST, SAILOR AND KNOT EXPERT CLIFFORD WARREN ASHLEY, MAKING IT ONE OF THE VERY FEW KNOTS WITH AN IDENTIFIABLE SOURCE.



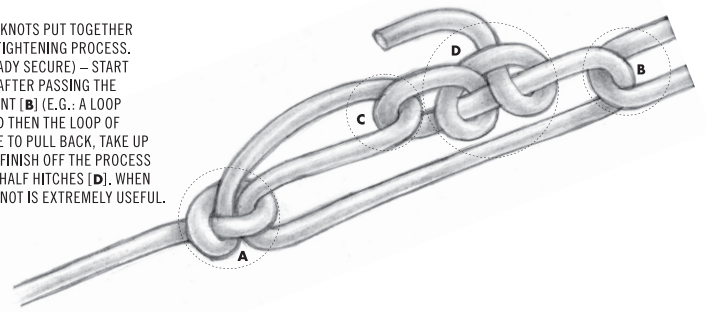
TAUTLINE HITCH

THIS IS USED WHEN YOU NEED TO KEEP A LINE TIGHT THAT TENDS TO SAG OVER TIME (TENT GUYS, CLOTHESLINES, ETC.). THE KNOT HOLDS IN ONE DIRECTION UNDER TENSION, BUT CAN SLIDE IN THE OTHER WHEN SLACK NEEDS TO BE TAKEN UP. IT IS A ONE-WAY RATCHET KNOT, THE BEST OF IT'S KIND. ALSO VERY NEAT, AND EASY TO MEMORIZE.



TRUCKER'S HITCH

THIS IS ACTUALLY A COMBINATION OF KNOTS PUT TOGETHER IN ORDER TO GAIN LEVERAGE IN THE TIGHTENING PROCESS. (ASSUMING YOU HAVE ONE END ALREADY SECURE) — START WITH A SIMPLE SLIP-KNOT LOOP (A). AFTER PASSING THE LOOSE END THROUGH AN ANCHOR POINT (B) (E.G.: A LOOP AT THE OTHER END OF THE ROPE), AND THEN THE LOOP OF THE SLIP-KNOT (C), YOU WILL BE ABLE TO PULL BACK, TAKE UP SLACK AND TIGHTEN THE LINE. NOTE: FINISH OFF THE PROCESS AND SECURE THE TENSION WITH TWO HALF HITCHES (D), WHEN SECURING LOADS FOR TRAVEL, THIS KNOT IS EXTREMELY USEFUL.



WARNING REMEMBER, KNOTS ARE TOOLS. BE SAFE. WHEN TIED IMPROPERLY OR IN THE WRONG SITUATION THEY CAN LEAD TO INJURY OR WORSE. LEARNING THE BASICS FROM AN ILLUSTRATION IS A GOOD START, HOWEVER, THERE IS NO SUBSTITUTE FOR BEING PHYSICALLY SHOWN, WITH REAL ROPE. THE FINER DETAILS BY SOMEONE WHO KNOWS HOW TO USE THEM. EXTRA SPECIAL CREDIT TO UNCLE ED, NINE FINGERED RILEY, AND OUR FRIEND JOHN CASSIDY. AUTHOR OF 'THE KLUTZ BOOK OF KNOTS', KNOT DRAWINGS AND KNOT COMMENTARY BY SIPPY BEAR, WITH ASSISTANCE FROM THE RADHAUS RECONNAISSANCE BUREAU. SCANNING, RETOUCHING, LAYOUT, DESIGN, TYPESETTING AND PRODUCTION BY THE RADHAUS ART DEPARTMENT. PROOFREADING BY ARMADILLO PROOFREADING: ARMADILLOPROOFREADING.COM. ALSO HONORING CONTRIBUTIONS FROM: SISTER SPIDER, BROTHER RABBIT, GRANDFATHER COYOTE, MOTHER EARTH, FATHER SKY AND GREAT SPIRIT, THANK YOU !!



BE ALERT,
STAY AWARE, TEACH A FRIEND.

KNOT NOTE

"IMAGINATION FIRST, PLANNING SECOND, SAFETY THIRD." - UNKNOWN

NAME: _____ SPIRIT ANIMAL: _____

DATE: _____ TIME: _____ WIND: _____ TEMP. / WEATHER: _____
MECHANISM: _____ PROJECTILE: _____
SHOTS TAKEN: _____ ON TARGET: _____ OFF TARGET: _____
DISTANCE: _____ SCORE: _____
KEEP SHARP. AIM TRUE. RADHAUS TOOL + SPORT

TARGET NOTE

"WHERE WERE YOU WHEN THE PAGE WAS BLANK?" - BOB HULME

VESSEL: _____

CAPTAIN: _____

HEADING: _____

ALWAYS CRUSHING
AT A TOP SECRET MOBILE LOCATION.

CARGO NOTE

RADHAUS
ART DEPARTMENT

"THE EARTH DOES NOT BELONG TO US, WE BELONG TO THE EARTH." - CHIEF SEATTLE

MY DREAM: _____

I. IMAGINE _____
2. PLAN _____
3. CREATE _____
4. SHARE _____
DATE: _____ FULL NAME: _____
The Natural Forest THE NATURAL FOREST MOTHER EARTH

EARTH NOTE